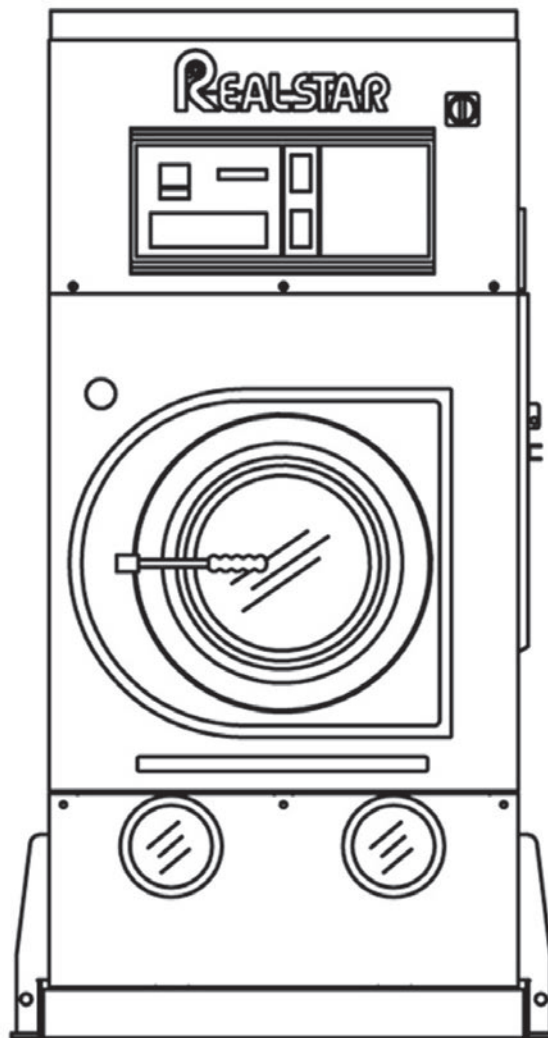




**MACCHINE LAVASECCO - DRY CLEANING MACHINES**

## **TECHNICAL INFORMATION**



# **KT 215 K4**

<b>WORKING MACHINE WITH SOLVENT</b>	<b>HYDROCARBON / GREEN EARTH / SOLVON K4</b>	
<b>MACHINE CAPACITY</b>	<b>15 Kg</b>	<b>35 Lbs</b>

<b>BASKET</b>		
Diameter	<b>800 mm</b>	<b>31.5 inches</b>
Depth	<b>560 mm</b>	<b>22 inches</b>
Volume	<b>285 Lt</b>	<b>10.1 cu.ft</b>
Wash speed	<b>20 ÷ 55 rpm</b>	
Extract speed	<b>300 ÷ 500 rpm</b>	
Door opening	<b>500 mm</b>	<b>19.7 inches</b>

<b>SOLVENT TANKS</b>		
Useful volume tank 1	<b>105 Lt</b>	<b>28 gal</b>
Useful volume tank 2	<b>105 Lt</b>	<b>28 gal</b>
Useful volume tank 3	-	-
<b>FLOOR SAFETY TANK CAPACITY</b>	<b>180 Lt</b>	<b>47.6 gal</b>


<b>STILL</b>		
Useful volume at half inspection	<b>144 Lt</b>	<b>38 gal</b>
Total volume	<b>164 Lt</b>	<b>43.3 gal</b>
Boiler water capacity	<b>4 Lt</b>	<b>1.1 gal</b>


<b>ELECTRIC POWER</b>	<b>400V - 3~50Hz</b>		<b>220V - 3~60Hz</b>	
Wash - Extract (With Inverter)	<b>*0.8÷4 Hp</b>	<b>*0.6÷3 Kw</b>	<b>*0.8÷4 Hp</b>	<b>*0.6÷3 Kw</b>
Solvent pump motor	<b>0.75 Hp</b>	<b>0.55 Kw</b>	<b>0.75 Hp</b>	<b>0.55 Kw</b>
Fan motor	<b>2 Hp</b>	<b>1.5 Kw</b>	<b>2 Hp</b>	<b>1.5 Kw</b>
Refrigerator compressor (Bristoll)	<b>3.35 Hp</b>	<b>2.5 Kw</b>	<b>3.35 Hp</b>	<b>2.5 Kw</b>
Nylon filter motor	<b>0.75 Hp</b>	<b>0.55 Kw</b>	<b>0.75 Hp</b>	<b>0.55 Kw</b>
Vacuum pump motor	<b>0.5 Hp</b>	<b>0.38 Kw</b>	<b>0.5 Hp</b>	<b>0.38 Kw</b>
Still electric elements	-	<b>9 Kw</b>	-	<b>9 Kw</b>
Heater electric elements	-	<b>9 Kw</b>	-	<b>9 Kw</b>
Air motor compressor (optional)	<b>0.5 Hp</b>	<b>0.38 Kw</b>	-	-
Button trap drying blower	<b>0.75 Hp</b>	<b>0.55 Kw</b>	<b>0.75 Hp</b>	<b>0.55 Kw</b>


\* POWER CHANGES ACCORDINGLY TO THE USE OF THE MACHINE


NOTE: Acoustic emission level of the machine is lower than 70 dB (A)

**FILTRATION AVAILABLE IN THIS MODEL**

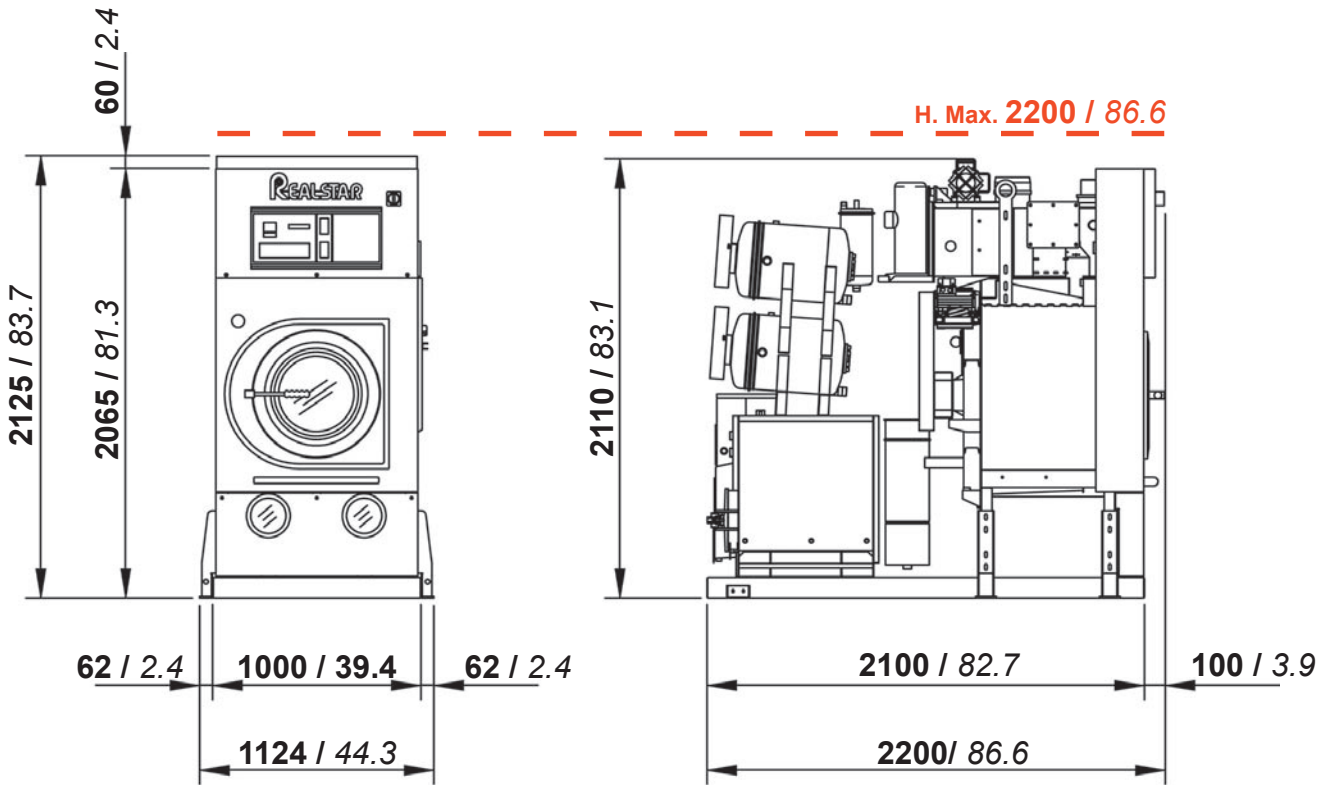
<b>ONE NYLON FILTER</b>			
	Volume nylon filter housing	<b>35 Lt</b>	<i>9.2 gal</i>
	Nylon filter area	<b>2.1 mt<sup>2</sup></b>	<i>22.6 ft<sup>2</sup></i>
	Filter disks	<b>14 nr</b>	

<b>ONE NYLON FILTER AND ONE LARGE CARTRIDGE - KR</b>			
	Volume nylon filter housing	<b>35 Lt</b>	<i>9.2 gal</i>
	Nylon filter area	<b>2.1 mt<sup>2</sup></b>	<i>22.6 ft<sup>2</sup></i>
	Filter disks	<b>14 nr</b>	
	Vol. large cartridge housing KR	<b>35 Lt</b>	<i>9.2 gal</i>
	Area large cartridge KR	<b>2.6 mt<sup>2</sup></b>	<i>28 ft<sup>2</sup></i>
	Cartridges quantity KR	<b>nr 1</b>	

<b>TWO NYLON FILTER</b>			
	Volume nylon filter housing	<b>35x2=70 Lt</b>	<i>9.2x2=18.4 gal</i>
	Nylon filter area	<b>2.1x2=4.2 mt<sup>2</sup></b>	<i>22.6x2=45.2 ft<sup>2</sup></i>
	Filter disks	<b>14x2=28 nr</b>	

<b>ONE NYLON FILTER AND ONE DECOLORATING FILTER PR</b>			
	Volume nylon filter housing	<b>35 Lt</b>	<i>9.2 gal</i>
	Nylon filter area	<b>2.1 mt<sup>2</sup></b>	<i>22.6 ft<sup>2</sup></i>
	Filter disks	<b>14 nr</b>	
	Decolorating housing volume PR	<b>13 Lt</b>	<i>3.4 gal</i>
	Decolorating cartridges	<b>1 nr</b>	
	Decolorating cabon quantity	<b>2 kg</b>	<i>4.4 Lbs</i>

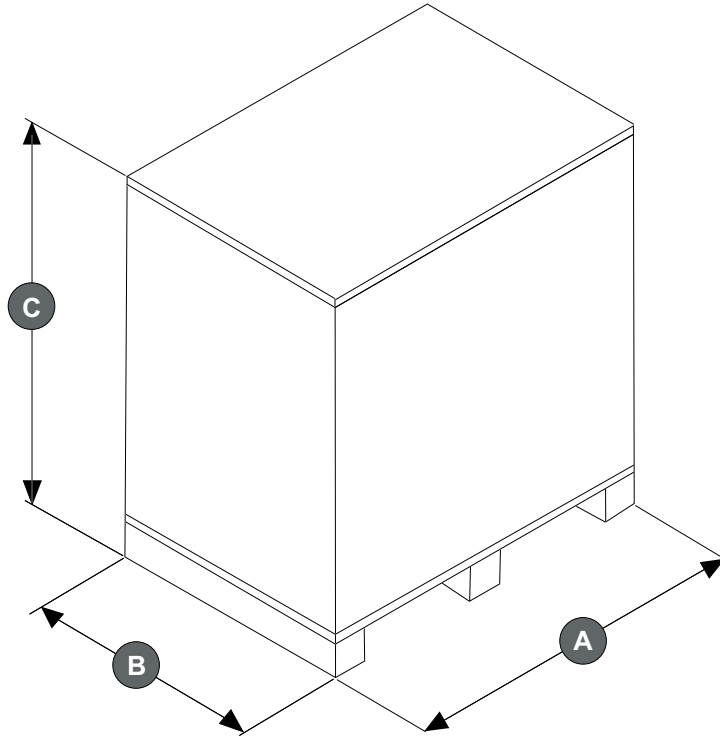
**DIMENSIONS AND WEIGHTS**



mm / inches

<b>CHARGES</b>		
Empty machine weight	<b>1220 Kg</b>	2690 Lbs
Machine weight with solvent	<b>1435 Kg</b>	3164 Lbs
Static charge on the floor with solvent	<b>684 Kg/m<sup>2</sup></b>	140 Lbs/ft <sup>2</sup>
Dynamic charge on the floor (+10%)	<b>1021 Kg/m<sup>2</sup></b>	210 Lbs/ft <sup>2</sup>

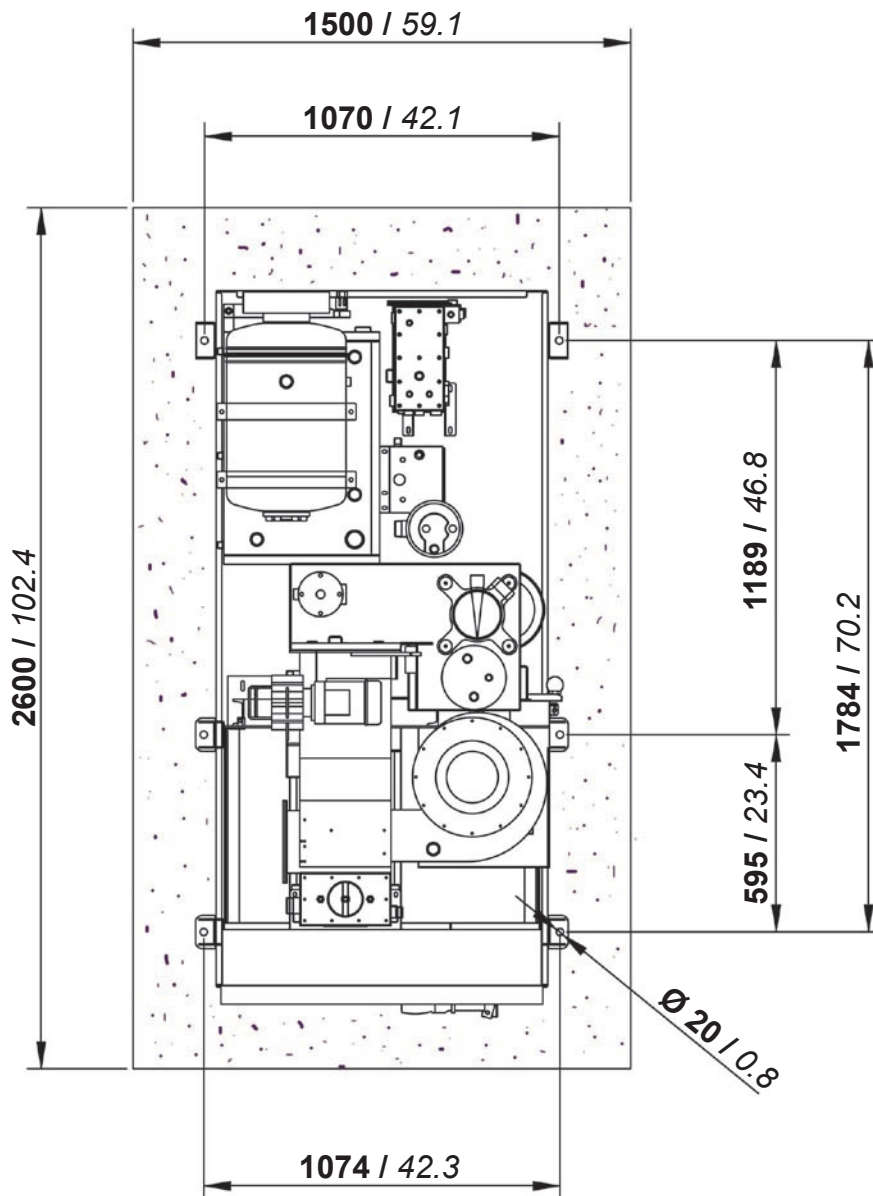
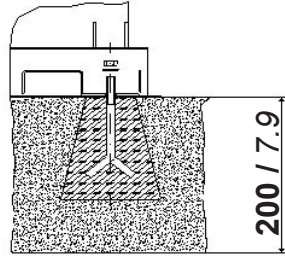
**PACKAGED MACHINE DIMENSIONS AND WEIGHTS**



PACKAGED MACHINE DIMENSIONS							
Machine type	Carton		Wooden cage		Wooden case		
<b>Standard</b>	<b>A</b>	2280 mm	89.8 inches	- mm	- inches	- mm	- inches
	<b>B</b>	1160 mm	45.7 inches	- mm	- inches	- mm	- inches
	<b>C</b>	2245 mm	88.4 inches	- mm	- inches	- mm	- inches

PACKAGED MACHINE WEIGHTS						
Machine type	Carton		Wooden cage		Wooden case	
<b>Standard</b>	<b>1310 Kg</b>	<b>2888 Lbs</b>	<b>- Kg</b>	<b>- Lbs</b>	<b>- Kg</b>	<b>- Lbs</b>

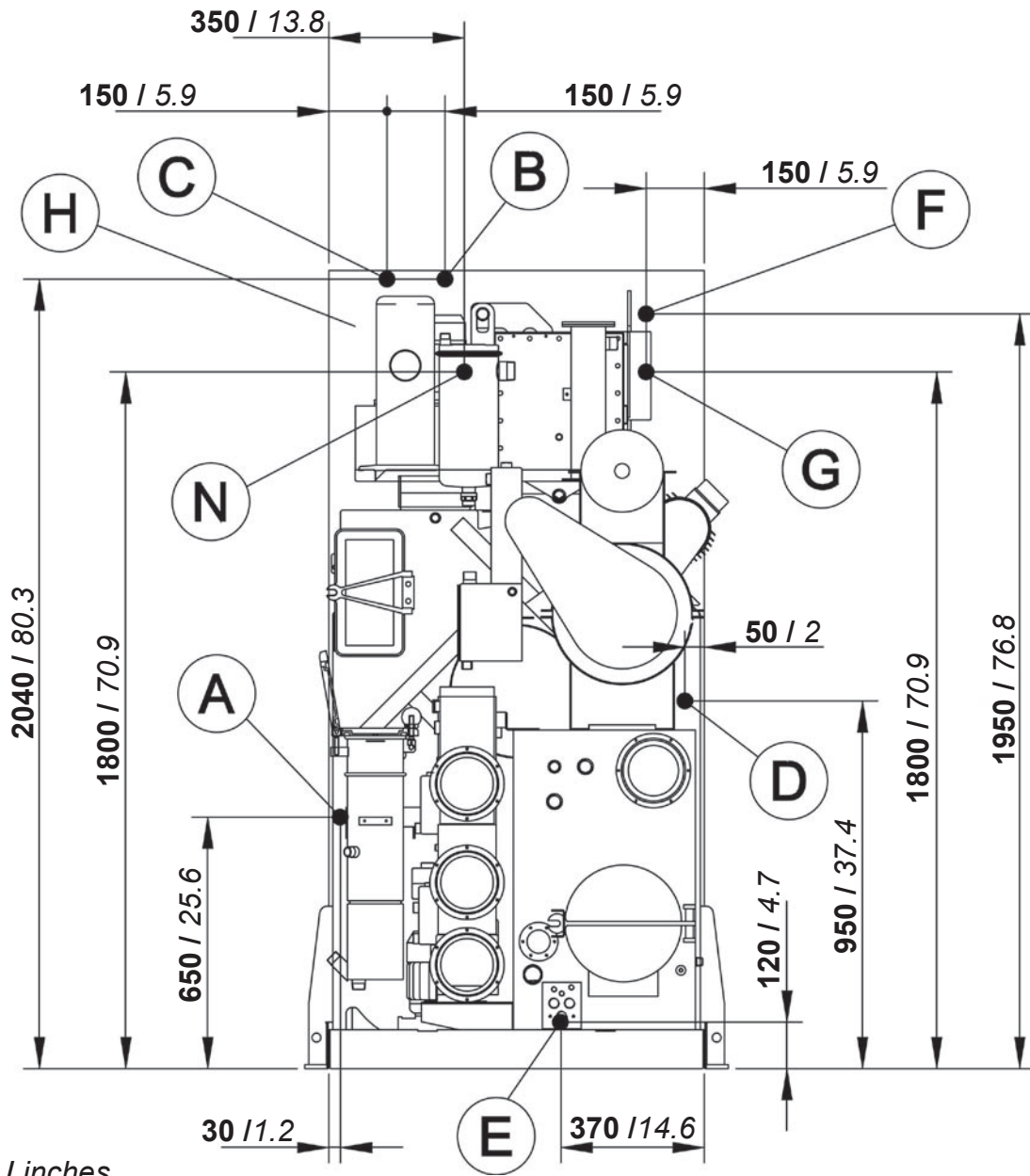
**FIXING POINTS**



mm / inches



**CONNECTIONS**



mm / inches

<b>A</b>	Compressed air inlet	Ø 6mm	Ø 1/4"
<b>B</b>	Water inlet	Ø 3/4"	
<b>C</b>	Water outlet	Ø 3/4"	
<b>D</b>	Steam still inlet	Ø 1/2"	
<b>E</b>	Condensate still outlet	Ø 1/2"	
<b>F</b>	Steam heater inlet	Ø 1/2"	
<b>G</b>	Condensate heater outlet	Ø 1/2"	
<b>H</b>	Electric connection		
<b>N</b>	Nitrogen feeding connection (N <sub>2</sub> )		

SOLVENT TYPE	HYDROCARBON / GREEN EARTH / SOLVON K4			
NECESSARY QUANTITY OF SOLVENT TO FILL THE MACHINE				
Machine version - without Filters	<b>210 Lt</b>	<b>162 Kg</b>	<i>55.5 gal</i>	<i>357 Lbs</i>
Machine version - 1 Nylon Filter	<b>245 Lt</b>	<b>189 Kg</b>	<i>65 gal</i>	<i>417 Lbs</i>
Machine version - 1 Nylon Filter + 1 KR	<b>280 Lt</b>	<b>216 Kg</b>	<i>74 gal</i>	<i>476 Lbs</i>
Machine version - 2 Nylon Filters	<b>280 Lt</b>	<b>216 Kg</b>	<i>74 gal</i>	<i>476 Lbs</i>
Machine version - 1 Nylon Filter + 1 Deco	<b>258 Lt</b>	<b>199 Kg</b>	<i>68 gal</i>	<i>439 Lbs</i>

INFORMATION FOR THE ELECTRICAL CONNECTIONS (400 V - 50 Hz)		
ELECTRIC Version	<b>24 Kw</b>	<b>40 Amp</b>
STEAM Version	<b>6.5 Kw</b>	<b>19 Amp</b>
Dissipated heat	<b>4334 Kcal</b>	

INFORMATION FOR THE ELECTRICAL CONNECTIONS (220 V - 60 Hz)		
ELECTRIC Version	<i>- Kw</i>	<i>- Amp</i>
STEAM Version	<b>6.5 Kw</b>	<b>32 Amp</b>
Dissipated heat	<i>- Kcal</i>	

GENERAL INFORMATION		
Required water capacity	<b>Lt/min 10</b>	<i>gal/min 2.6</i>
Required water pressure	<b>bar 2 ÷ 3</b>	<i>psi 29 ÷ 44</i>
Required water temperature	<b>°C 18 ÷ 23</b>	<i>°F 65 ÷ 73</i>
Required air pressure	<b>bar 7 ÷ 8</b>	<i>psi 100 ÷ 115</i>
Required steam pressure (Steam Version)	<b>bar 4 ÷ 5</b>	<i>psi 55 ÷ 70</i>
Required steam availability	<b>Kg/h 40</b>	<i>Lbs/h 88</i>

*All technical data are subject to change without notice.*